

Its unified design simplifies control and increases efficiency.



**e**STUDIO450

**TOSHIBA**  
Don't copy. Lead.

## Introducing the new e-Bridge hardware platform. Who says revolutions have to be disruptive?



*"We developed the e-STUDIO450 for anyone looking to increase efficiency and reduce hardware costs without sacrificing modular features or expandability."*



Economy, productivity and image quality are combined with convenience, versatility and reliability. Only from Toshiba.



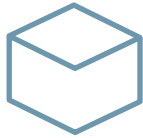
The e-STUDIO450 is one of the first Net-Ready digital multifunction devices based on Toshiba's proprietary e-Bridge hardware platform.

To maximize efficiency, e-Bridge's all-in-one architecture seamlessly integrates copy, print, scan, fax and other networking capabilities in a single board. The result of this consolidation: reduced hardware costs, improved features and better functionality.

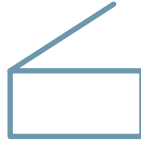




**Print**



**e-Filing**



**Scan**



**Copy**



**Fax**

No stand-alone printer offers more features or the ability to work across a wide variety of platforms and network protocols.

New e-Filing offers 200 private user boxes and 1 public box for scanning and storing documents.

Capable of scanning at 45 originals per minute, the e-STUDIO450 also offers Scan-to-File, Scan-to-Email and Scan-to-e-Filing.

Advanced copy features offer versatile paper handling options, while pre-set templates and job reservations increase productivity.

The e-STUDIO450's control panel changes to basic fax operations while storing up to 1,000 fax numbers in its address book.



Versatile finishing and booklet-making features include sheet insertion, multi-position stapling, hole punch and saddle-stitch finishing.

A new large half-VGA touch screen control panel features easy-to-use oversized graphical icons.

The tilting touch screen control panel is easy to use and 508 compliant.

A stackless ADU reduces paper consumption and operating costs.

Robust paper handling features include standard stackless duplexing, a large paper capacity of 3,700 sheets and up to 5 different paper sources.

The front-load design makes toner replacement hassle-free.

A sleek design with inner exit tray saves space when there is no finisher installed.

As impressive as its output of **45 black and white pages per minute**

is, the inner workings of the **e-STUDIO450** are equally noteworthy. Its unique


e-Bridge hardware platform builds networking capability deep into the core design. In addition to being **inter-**



**net-ready**, this new architecture is also **mobile-wireless ready**

and **solution-ready**. So multifunction products integrate seamlessly with existing business document workflows and IT infrastructures.

The **e-STUDIO450** is perfect for anyone looking to increase efficiency while reducing hardware costs without sacrificing modular features or expandable functionality.



## COPY FEATURES

- Access Codes
- Alternation
- Annotation
- AMS/APS (RADF & Original Glass)
- Auto Job Start
- Auto Cassette Change
- Auto Trayless Duplex
- Auto Energy Saver
- Auto Sleep Mode
- Cover Sheet
- Dual Page Copying
- Edge Erase
- e-Filing
- Electronic Sort
- Energy Saver
- Image Shift
- Interrupt Memory
- Job Templates
- Job Reservation (Scan Ahead) – 5 Jobs
- Magazine Sort (Booklet Making Mode)
- Mirror Image
- Negative/Positive
- Page Numbering
- Sheet Insertion
- Text, Text/Photo & Photo Modes
- Weekly Timer
- X-Y Zoom
- 2-in-1, 4-in-1, 8-in-1 Copy Modes

## PRINT FEATURES

- Cover Page
- DocMon® - Document Monitoring Utility
- Duplex Printing
- Magazine Sort
- Mixed Size Printing
- Private Print
- Proof Printing
- Saddle-Stitch/Booklet Mode
- Scheduled Print
- Sheet Insertion
- Stapled Sets
- Store to e-Filing
- TopAccess® Device Management
- Watermark Print

## SCAN FEATURES

- Scan-to-File
- Scan-to-FTP
- Scan-to-Email
- Scan-to-e-Filing
- Scan-to-Twain
- Scan-to-Internet Fax

## FAX FEATURES

- Address Book (1,000 Addresses)
- Automatic Redial (Up To 14 Times)
- Broadcasting (Max. 1,000 Destinations)
- Chain Dialing
- Delayed Transmission
- Direct Transmission
- Double Sided Scanning and Reception
- Dual Access
- Group Dialing (Max. 200 Groups/400 Destinations/Group)
- Optional Second Line
- Network Faxing
- Polling
- Priority Transmission
- Public Mailbox (F-Code)
- TX/RX Reporting

**e-STUDIO450**



# SPECIFICATIONS

<b>Copying Process</b>	Indirect Electrostatic Photographic Method (Dry Process)
<b>Copying Type</b>	Laser Electronic
<b>Original Reading Method</b>	CCD Line Sensor
<b>Copy/Print Resolution</b>	2400 x 600 dpi
<b>Copy/Print Speed</b>	45 PPM (Letter)
<b>Warm-Up Time</b>	Approximately 20 Seconds
<b>First Copy Time</b>	Less Than 3.9 Seconds (Letter)
<b>Duty Cycle</b>	150,000 Copies
<b>Multiple Copying</b>	Up to 999 Copies
<b>Acceptable Paper Size</b>	Statement-R (5.5" x 8.5") to Ledger (11" x 17"), 17-28 lbs.; Stack Feed "Smart" Bypass 17-53 lbs. (110 lbs. Index)
<b>Acceptable Paper Type</b>	Standard Bond, Overhead Transparencies, Gummed Labels
<b>Memory</b>	128 MB, 40+ GB HDD
<b>Reduction/Enlargement</b>	25% to 400%
<b>Bypass</b>	Stack Feed "Smart" Bypass (100-Sheet)
<b>Control Panel</b>	Graphic Display; Icon Based LCD Touch Panel; Key Top
<b>Paper Supply</b>	2 Standard Cassettes @ 550 Sheets (17-28 lbs.); 100-Sheet Bypass
<b>Toner Control Method</b>	Automatic Toner Density Monitoring and Dispensing from Toner Cartridge
<b>Dimensions</b>	26" x 28" x 29" (W x D x H)
<b>Weight</b>	Approximately 177 lbs.
<b>PM Cycle</b>	150,000
<b>Drum Type/Yield</b>	Organic Photoconductor/150,000
<b>Black Toner Yield</b>	21,000
<b>Black Developer Yield</b>	150,000
<b>Power Supply</b>	115 Volts; 60 Hz
<b>Power Consumption</b>	Maximum 1.5 kW

## PRINT

<b>PDL Support</b>	PCL6™ & PostScript™ 3
<b>Operating Systems</b>	NetWare® 4.x, 5.x, 6.x, Windows® NT 4.0, Windows® 98, 2000, Me, XP, Citrix® Metaframe®, Macintosh®, Linux®, UNIX®
<b>Protocol Support</b>	IPX/SPX, TCP/IP, Linux®, UNIX® EtherTalk®, LPR/LPD, IPP, WINS, SNMP, SMB
<b>Drivers</b>	Windows® 98, 2000, Me, XP, Windows® NT 4.0, Mac® OS 8.6, 9.x, 10.x (with PPD), UNIX®
<b>Connectivity</b>	10/100BaseT Ethernet, 802.11b Wireless, IEEE 1284, USB

## SCAN

<b>Scan Resolution</b>	150 dpi, 200 dpi, 300 dpi, 400 dpi, 600 dpi
<b>Scan Speed</b>	50 OPM (Letter)
<b>File Format</b>	TIFF-MMR, TIFF-S, PDF

## FACSIMILE

<b>Operation Method</b>	Touch Screen Fax Panel or Network Fax
<b>Compatibility</b>	Super G3
<b>Data Compression</b>	MH/MR/MMR/JBIG
<b>Transmission Speed</b>	Approx. 3 Seconds Per Page
<b>Fax Modem Speed</b>	33.6 Kbps
<b>Fax Memory</b>	240 MB Transmission; 120 MB Reception; 40+ GB HDD Back-Up
<b>Memory Transmission</b>	100 Jobs; 1,000 Destinations Max.; 400 Destinations/Job
<b>Scan Speed</b>	.7 Seconds Per Page; 50 Scans Per Minute

## e-FILING

<b>Operation Method</b>	Touch Screen Control Panel or Client PC
<b>Number of Boxes</b>	1 Public Box; 200 Private User Boxes
<b>Capacity of Boxes</b>	100 Folders Per Box; 400 Pages Per Folder; 200 Pages Per Document
<b>File Format</b>	TIFF-MMR, PDF, TAC

## OPTIONS

<b>MR3015 – Reversing Auto Document Feeder (RADF)</b>	Simplex Originals (13-33 lbs.), Duplex Originals (13-28 lbs.)
<b>KD1011 – Paper Feed Pedestal</b>	550-Sheet Pedestal; Statement-R to Ledger (17-28 lbs.)
<b>MY1021 – Cassette Module</b>	550-Sheet Drawer; Statement-R to Ledger (17-28 lbs.)
<b>KD1012 – Large Capacity Tray</b>	2,500-Sheet Drawer; Letter (17-28 lbs.); Stacks Side-By-Side (2 x 1,250)
<b>MJ5004 – Job Separator</b>	Attaches to Inner Exit Compartment; Upper Tray 150-Sheet Capacity, Lower Tray 250-Sheet Capacity
<b>MJ5005 – Offset Catch Tray</b>	Attaches to Inner Exit Compartment; 250-Sheet Paper Capacity
<b>MJ1023 – Multi-Position Stapling Finisher</b>	2 Tray; Console Design; Tray 1 Stack Capacity: 1,000 Sheets (Lt); Tray 2 Stack Capacity: 1,000 Sheets (Lt); Staple Capacity: 50 Sheets (Lt/Lt-R, 22 lbs.)
<b>MJ1024 – Multi-Position Stapling Finisher With Saddle-Stitch</b>	2 Tray + Saddle-Stitch Tray; Console Design; Tray 1 Stack Capacity: 1,000 Sheets (Lt); Tray 2 Stack Capacity: 1,000 Sheets (Lt); Staple Capacity: 50 Sheets (Lt/Lt-R, 22 lbs.)
<b>MJ6004 – Hole Punch Unit</b>	2 or 3 Hole Punch Capability
<b>KN3520 – Bridge Kit</b>	Required with MJ1023, MJ1024
<b>KA3511 – Platen Cover</b>	
<b>KK3511 – Work Tray</b>	
<b>GM1010 – Print Enabler</b>	
<b>GM2010 – Print &amp; Scan Enabler</b>	
<b>GM3010 – Scan Upgrade Enabler</b>	
<b>GD1150 – Fax Board</b>	
<b>GD1160 – 2nd PSTN Line</b>	
<b>GN1010 – Wireless LAN Adapter</b>	

**Corporate Office:** 2 Musick, Irvine, California 92618-1631

**East Coast:** 959 Route 46 East, 5th Floor, Parsippany, New Jersey 07054  
Tel: 973/316-2700 Fax: 973/263-2393

**Midwest:** 8770 W. Bryn Mawr Avenue, Suite 700, Chicago, Illinois 60631  
Tel: 773/380-6000 Fax: 773/380-8077

**South:** 4855 Peachtree Industrial Blvd., Suite 210, Norcross, Georgia 30092-3024  
Tel: 770/209-8540 Fax: 770/209-8556

**West Coast:** 142 Technology, Suite 150, Irvine, California 92618  
Tel: 949/462-6262 Fax: 949/462-2700

**Web Site:** www.copiers.toshiba.com or www.fax.toshiba.com

© 2004 Toshiba America Business Solutions, Inc., Electronic Imaging Division  
e-STUDIO450 Brochure/Inv. Code ES4501

Designs and specifications subject to change without notice. For best results and reliable performance, always use supplies manufactured or designated by Toshiba. Not all options and accessories may be available at the time of product launch. Please contact a local Authorized Toshiba Dealership for availability. Toner yields are estimates, based on 6% coverage, letter-size page. Driver and connectivity feature support varies by client/network operating system.

AUTHORIZED TOSHIBA DEALER

**TOSHIBA**  
COPY ■ FAX ■ PRINT